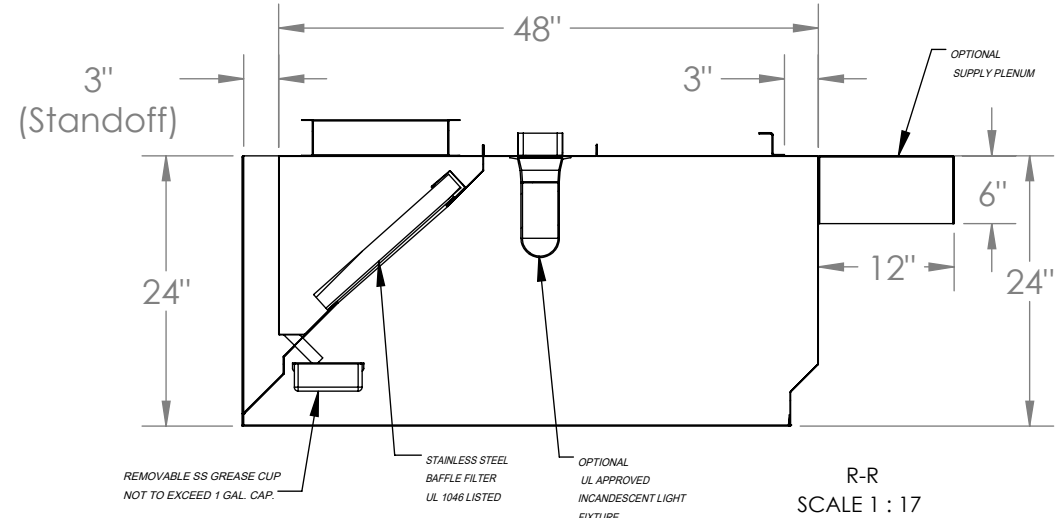
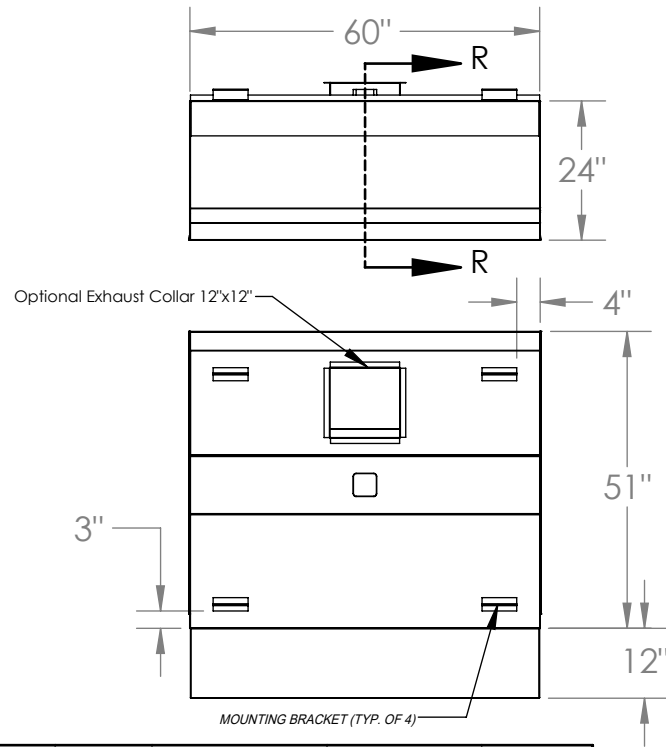


VSE48 ETL-5

STAINLESS STEEL EXHAUST HOOD N.S.F. LISTED. CONFORMS TO NFPA96

Hood Constructed with continuous liquid-tight weld in conformance to IMC 2012 507.7.1.

Hood material: 18 Gauge 430 STAINLESS STEEL (#3 polish) where exposed.




| MODEL INFORMATION | | | | | | |
|-------------------|------------|-------|--------|----------------|----------------------------|---------|
| TYPE | DIMENSIONS | | | CFM SPECS | | WEIGHT |
| 1 | LENGTH | WIDTH | HEIGHT | EXHAUST PLENUM | SUPPLY PLENUM ¹ | 187 lbs |
| | 60" | 51" | 24" | 1510 @ 0.5 ESP | 1208 @ 0.12 ESP | |

OBS.:
Installing contractor have the responsibility to ensure hood clearance from limited-combustible and combustible materials is compliant with local code requirements.

¹ Sold Separately

| STANDARD COMPONENTS INCLUDED | | | | | | | |
|--------------------------------------|--------------------------------|---------------------------|--------------|--------------------------------|---------------------------------------|--------|--------|
| MOUNTING BRACKET 12-GAUGE GALVANIZED | Incandescent Light Fixture | Standoff | Grease Drain | Grease Cup Stainless Steel NSF | Grease Filter Stainless Steel UL 1046 | | |
| QTY | UL Listed (Included Component) | 3" back standoff included | QTY | QTY | QTY | Length | Height |
| 4 | QTY | | 1 | 1 | 0 | 16" | 16" |
| | QTY | | 1 | 1 | 3 | 20" | 16" |
| | 1 | 1 | 1 | 0 | 25" | 16" | |

| SUGGESTED COMPONENTS | | | |
|----------------------------|--|---------------------------------|---------|
| Exhaust Collar | Side Standoff | Shipping Crate | |
| | | Dimensions (in) and Weight (lb) | |
| 16-Gauge Cold Rolled Build | <input type="checkbox"/> NONE <input type="checkbox"/> 3" <input type="checkbox"/> _____ | Length: | 64" |
| QTY | | Width: | 55" |
| Size | | Height: | 32" |
| 1 | | Weight: | 237 lbs |



| | | | | | |
|----------|------------|--|-------------|-----------------|------------|
| PROJECT | | VSE48 ETL-5 | | | |
| TITLE | | VSE48 ETL HOOD MODEL STANDARD SPEC SHEET | | | |
| APPROVED | SIZE B | CODE | DWG NO | REV 01 | |
| CHECKED | | | | | |
| DRAWN | PRODUCTION | 2023 | SCALE: 1:33 | WEIGHT: 187 lbs | SHEET: 1/1 |